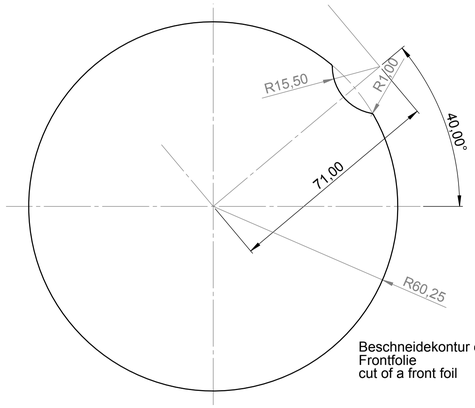

Beschneidekontur einer
Frontfolie
cut of a front foil

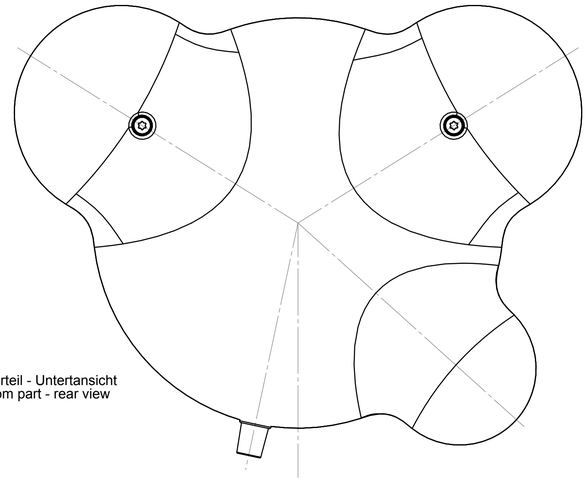

Unterteil - Untertansicht
bottom part - rear view

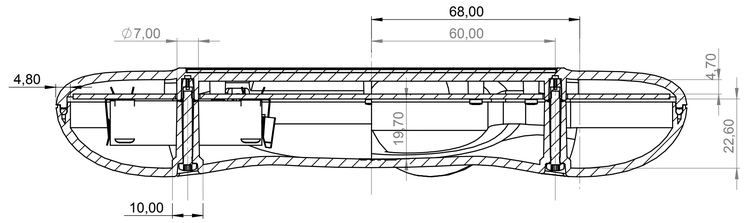

C-C (1 : 1)

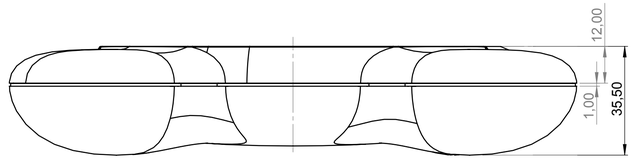

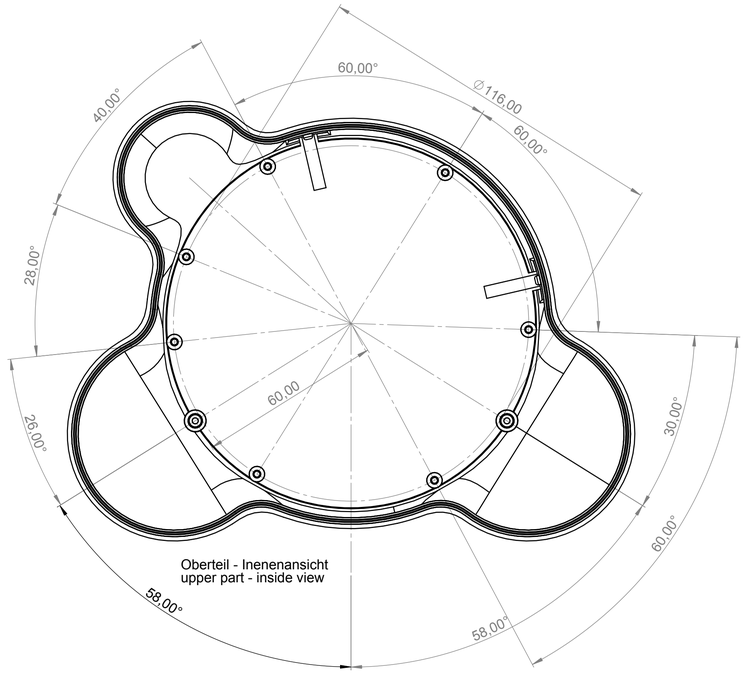

Oberteil - Inenenansicht
upper part - inside view

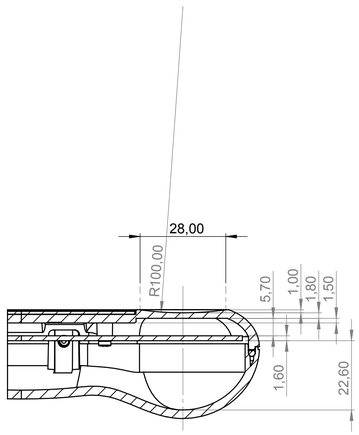

B-B (1 : 1)

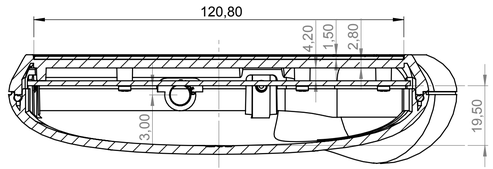

A-A (1 : 1)

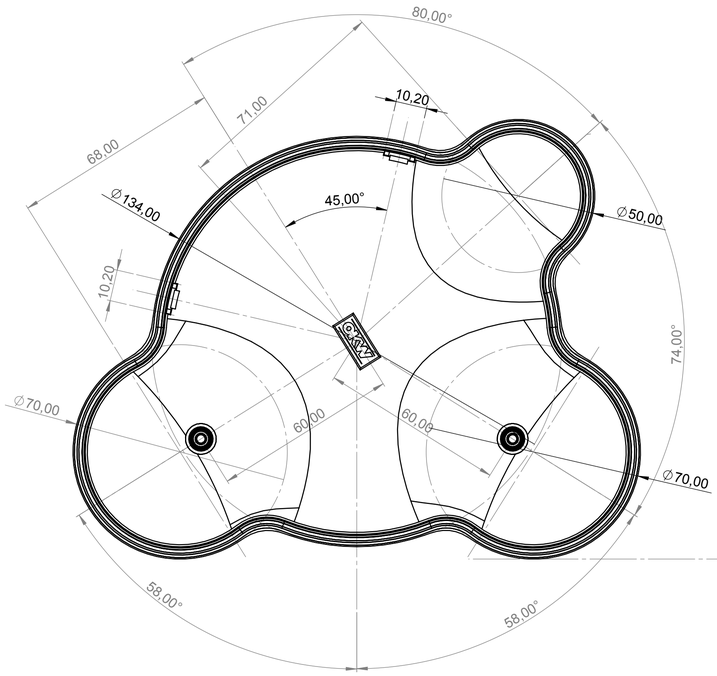

Unterteil - Innenansicht
bottom part - inside view

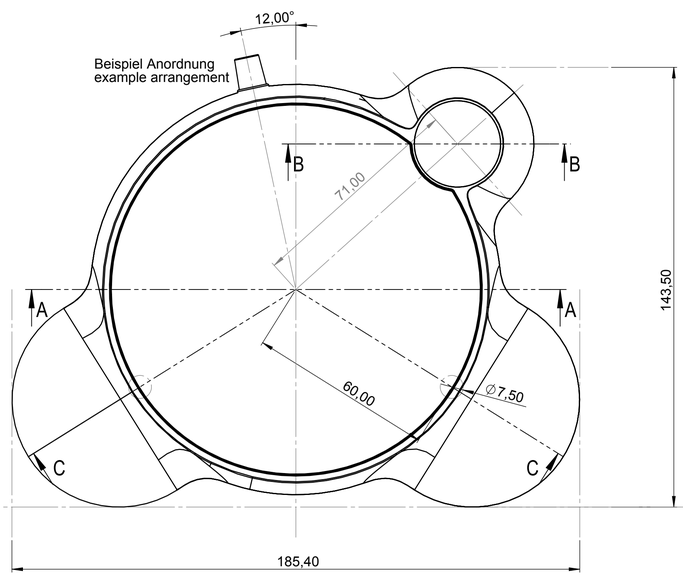

Oberteil Draufsicht
upper part - top view

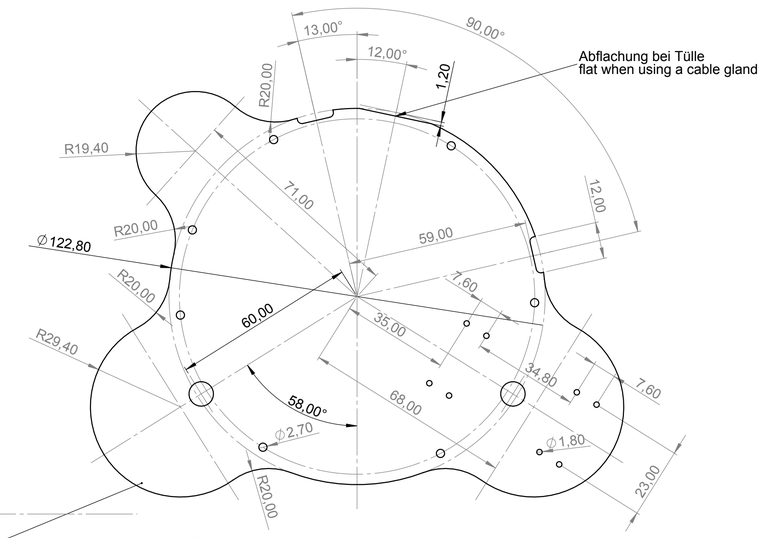

Beispielplatine mit platzierten Bohrungen für die AA Kontaktclips
example PCB with placed holes for the AA battery clips

Informationskopie wird nicht aktualisiert Copy for Information will not be updated	Erst. am: 26.03.2012 Erst. von: J. Both Freig. am: Freig. von: Revision:	Toleranzen: Volumen:	Status: ENTWICKLUNG Zeichnungsart: KUNDE	DIN 6 Teil 2
Technische Änderungen vorbehalten. Irrtümer oder Druckfehler begründen keinen Anspruch auf Schadensersatz. Wichtige Einbaumaße bitte direkt mit dem aktuellen Produkt abstimmen. Subject to technical modification without prior notice. Typographical and other errors do not justify any claim for damages. All dimensions should be verified using an actual moulded part. Sous reserve de modifications techniques. Toute erreur ou faute d'impression ne justifie aucune demande d'indemnisation. Nous prions les clients de verifier les dimensions des composants avec les boîtiers avant le montage.	OKW GEHÄUSE SYSTEME	This document contains proprietary information of OKW Gehäusesysteme GmbH and is tendered subject to the conditions that the information be retained in confidence not be reproduced or copied and not be used or incorporated in any product. BLOB PANEL Assembly B251410x Für dieses Dokument behalten wir uns alle Urheberrechte vor. Es darf auch auszugsweise weder vervielfältigt noch Dritten in irgendeiner Form zugänglich gemacht werden.		M 1:2 Dateiname: 00013202