Platine fürs flache Oberteil
PCB for the flat top

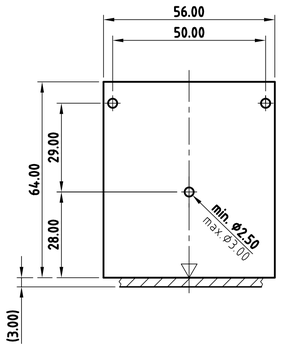

Use selftapping screws
e.g. 2.5 x 6 mm (crosshead)
No. A 03 05 031

Schnitt A-A
section

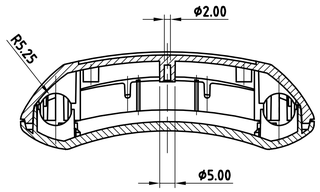

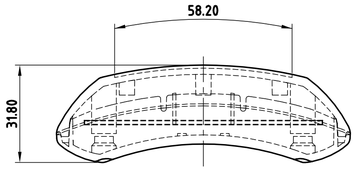

Schnitt A-A
section

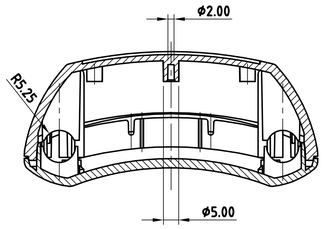

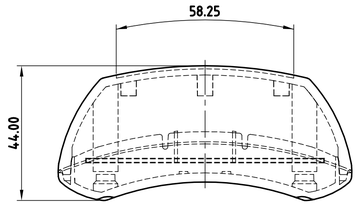

Platine fürs hohe Oberteil
PCB for the high top

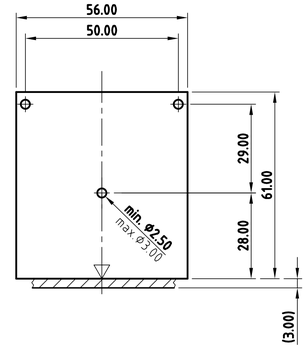

Use selftapping screws
e.g. 2.5 x 6 mm (crosshead)
No. A 03 05 031

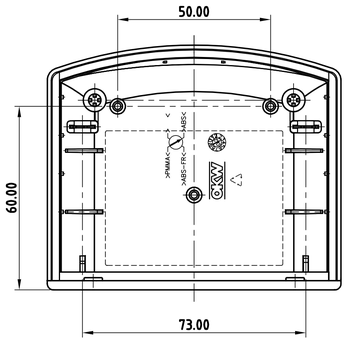

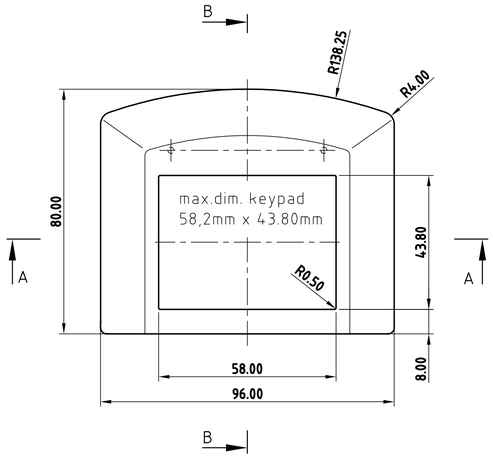

Schnitt B-B
section

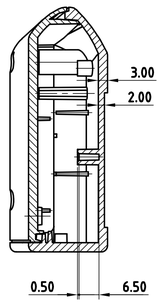

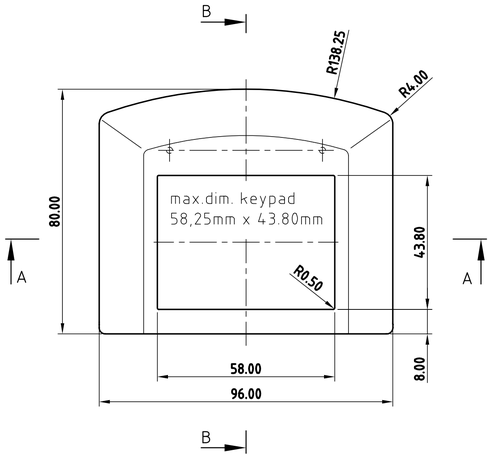

Schnitt B-B
section

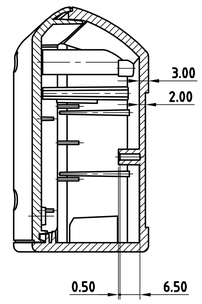

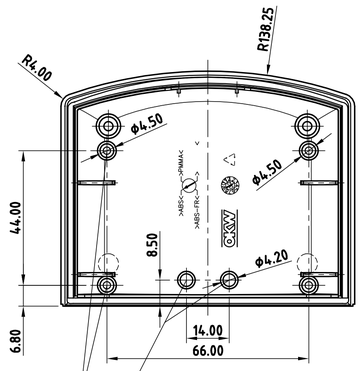

Sack-Bohrungen für "Clip"
sac-holes for "Clip"

H (PH1)

vorgeformte Zentrierung zum Durchbohren
(für Gurtschlaufen-Befestigung)

H (PH1)

pre-shaped for boring through
(for strap attachment)

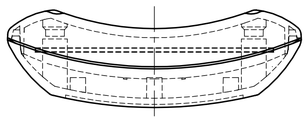

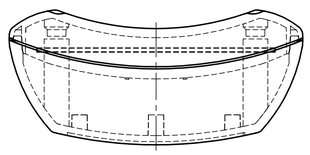

H (PH1)

Informationskopie wird nicht aktualisiert	Copy for Information will not be updated	Bearb. am: 19.11.03	Material:
		Ersteller: Herrlich	Farbe:
		Freigabe:	
		Rev. Index: 5	
		Stand: 11.07.06	

Technische Änderungen vorbehalten. Irrtümer und Druckfehler begründen keinen Anspruch auf Schadenersatz. Wichtige Einbaumaße bitte direkt mit dem aktuellen Produkt abstimmen.

Subject to technical modification without prior notice. Typographical and other errors do not justify any claim for damages. All dimensions should be verified using an actual moulded part.

Sous reserve de modifications techniques. Toute erreur ou faute d'impression ne justifie aucune demande d'indemnisation. Nous prions les clients de verifier les dimensions des composants avec les boitiers avant le montage.

OKW GEHÄUSE SYSTEME

This document contains proprietary information of OKW Gehäusesysteme GmbH and is tendered subject to the conditions that the information be retained in confidence not be reproduced or copied and not be used or incorporated in any product.

Toleranzen: DIN ISO01 T130
Zeichnungsart: KUNDE

DIN 6 Teil 2

ERGO-CASE S
Flach und Hoch

B700....

Maßstab: 1:1

Bearbeiter: Hasselb

Dateiname: 000055998

Für dieses Dokument behalten wir uns alle Urheberrechte vor. Es darf auch auszugsweise weder veröffentlicht noch Dritten in irgendeiner Form zugänglich gemacht werden.